



District Report Card: 2017


State: Jharkhand	District: Chatra
Class: 8	Subject: Language
Schools: 51	Students: 1136


Participation/Coverage


Students

<div>GENDER</div> <div></div>	Boys		Girls	
	Number	%	Number	%
	555	48.86	581	51.14

<div>AREA</div> <div></div>	Rural		Urban	
	Number	%	Number	%
	1106	97.36	30	2.64

<div>CATEGORY</div> <div></div>	SC		ST		OBC		GEN	
	Number	%	Number	%	Number	%	Number	%
	285	25.09	14	1.23	763	67.17	74	6.51

<div>CWSN</div> <div></div>	LD	VI	HI	S&LD	ID	Oth
	3	1	0	3	0	39

<div>Management</div> <div></div>	Government		Government-aided	
	Number	%	Number	%
	1114	98.06	22	1.94

Average Performance of Students in Language (%)

Overall	Gender		Area		Management		Social Group			
	Male	Female	Rural	Urban	Govt.	Aided	SC	ST	OBC	GEN
63.46	63.02	63.88	63.77	52.00	63.20	76.36	58.85	69.52	64.16	72.79

Performance on Learning Outcomes (LOs)

Learning Outcomes	Description	Average Performance(%)
L813	Read textual/non-textual materials with comprehension and identifies the details, characters, main idea and sequence of ideas and events while reading	63.46

Range of Performance of Students who Answered Correctly							
Below 30%		30% - 50%		50% - 75%		Above 75%	
Number	%	Number	%	Number	%	Number	%
88	7.75	223	19.63	463	40.76	362	31.87

Lowest Performing Learning Outcomes (LOs)

1 - Read textual/non-textual materials with comprehension and identifies the details, characters, main idea and sequence of ideas and events while reading (63.46)